

PIPE-150-SERIES

500 lb. WLL

1.5" OVERHEAD TELESCOPING PIPE EXTENDER

Tel-Xtenders



The PIPE-150-SERIES offers installers the ability to lower and raise items that are suspended from above. There are 4 different lengths to choose from, the PIPE-150-1015 (10 to 15"), the PIPE-150-1422 (14 to 22"), PIPE-150-2030 (20 to 30") and the PIPE-150-2543 (25 to 43").

Adaptives PIPE-150-SERIES works with a variety of our overhead mounting products such as our unistrut mounting product line as well as wood and metal beam clamps.



PIPE-150-SERIES - Strut Mounted



PIPE-150-SERIES - Speaker Mounted

STANDARD FEATURES:

- ▶ Telescoping pipe offers multiple positions
- ▶ Adapts to multiple overhead mounts.
- ▶ 3/4" incremental adjustment

OPTIONAL ACCESSORIES:

- ▶ MP-1.5NPT-GSA
- ▶ MP-1.5NPT-TA
- ▶ MP-150-115-CM

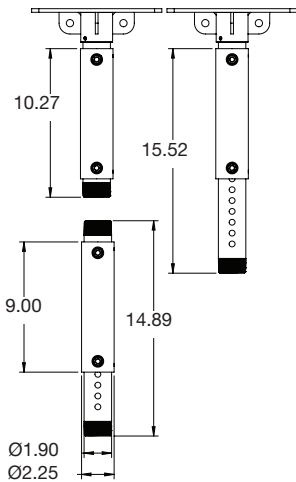
SPECIFICATIONS:

Outer Tube: Structural Steel Tube
Inner Tube: Structural Steel Pipe
Finish: Powder Coat
Color: Black
WLL: 500 lb. 226.796 Kg) max
Design Factor: 7:1 ratio

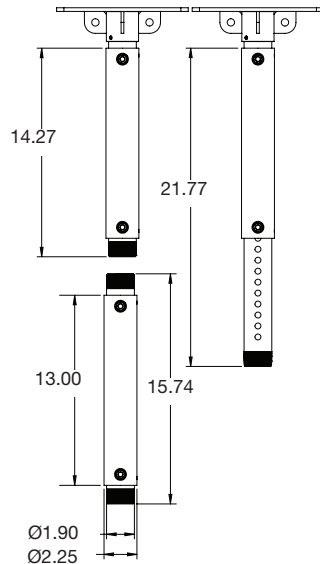
PACKAGE CONTENTS:

1pc Telescoping Pipe
1pack Hardware Kit

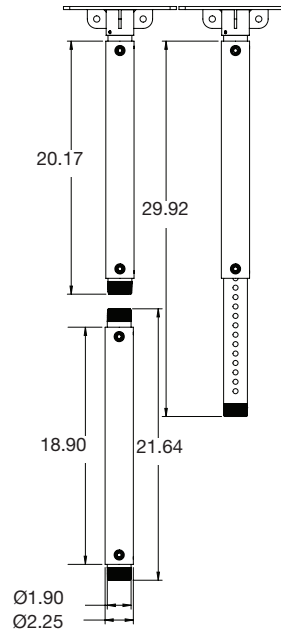
PIPE-150-1015 Dimensions



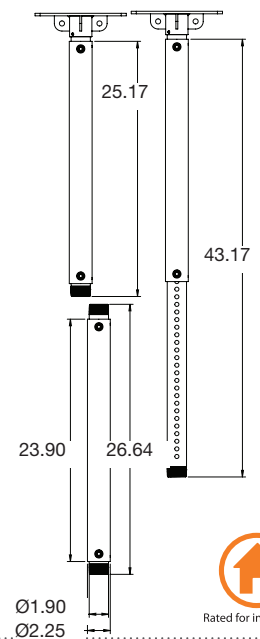
PIPE-150-1422 Dimensions



PIPE-150-2030 Dimensions



PIPE-150-2543 Dimensions



Rated for indoor use.

ALWAYS INSTALL SAFETY CABLES

WARNING: Mounting and/or suspension of audio and video equipment requires experienced professionals. Improperly installed loudspeakers can result in property damage, personal injury and/or liability to the installing contractor.