

PIPE-1.5NPS-24

2050 lb WLL

1-1/2" SCHED 40 NPS THREADED PIPE

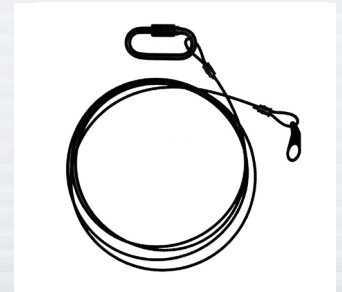
STEEL PIPE



Threaded and Painted

PAINTED PIPE SECTIONS

Adaptive provides kits of pre-painted, fixed length threaded pipe sections with safety cables for use in vertical suspensions of equipment and other objects. Secure any of these pipe sections above to one of Adaptive's heavy-duty ceiling mounts or strut channel adapters and a variety of adapters and mounts below



Safety Cable Included

KEY FEATURES:

- ▶ Pipe Sections are pre-threaded
- ▶ Body is powder coated black
- ▶ Pre measured safety cable included

OPTIONAL ACCESSORIES:

- ▶ See Ceiling Mount datasheet
- ▶ See Strut Attachment datasheet
- ▶ 1.5" to .5" Pipe Reducer (PIPE-1.5-500-PR)
- ▶ 1.5" Threaded Pipe Coupler (CG-150NPS-PC)
- ▶ .5" Threaded Pipe Coupler (PIPE-500-CPLNG)

SPECIFICATIONS:

Material: Schedule 40 Steel Pipe
Finish: Powder Coat
Color: Black
Design Factor: 7:1
Safety Cable: 285.7 lbs / 129.8 Kg.
WLL: 2051 lbs / 932 Kg.
Shipping Weight: See Table

PACKAGE CONTENTS:

1 pc Pipe, 1-1/2" dia. x 24" Long
1 pcs Safety Cable, 66" Long
1 pcs Flat Washer, 5/6"
1 pcs Quick Link, 1/4"



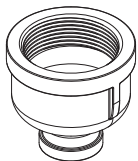
Rated for indoor use.

DIMENSIONS

OPTIONAL THREADED PIPE COUPLERS

PIPE-1.5-500-PR

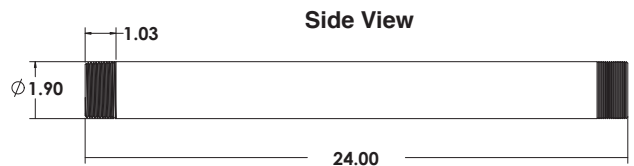
CG-150NPS-PC



1-1/2" to 1/2" NPT
Pipe Reducer



1-1/2" NPS
Pipe Coupler



1-1/2" Part #	A (Length)	Shipping Weight
PIPE-1.5NPS-24	24" Long Pipe	6.78 lb / 3.1 Kg

ALWAYS INSTALL SAFETY CABLES

WARNING: Mounting and/or suspension of equipment requires experienced professionals. Improperly installed equipment can result in property damage, personal injury and/or liability to the installing contractor.