

# MM-120

120 lb. WLL

## PAN & TILT BACK & REAR SPEAKER MOUNT

MULTIMOUNT®




The MM-120 Speaker Mount supports speakers from its back and bottom or top panel, weighing up to 120 lb., and is fully adjustable in both pan and tilt aiming, plus comes with a telescoping wall arm to adjust the relative distance between the speaker and the wall.

This design accommodates speakers that offer four-hole mounting patterns on the back panel of the speaker. (See dimensions section.)

This mount is exceptionally easy to install and use with large format loudspeakers. They are safe and offer greater than 5:1 design factor.

The MM-120's unique telescoping arm acts as a convenient carrying handle to lift speakers into place then inserts into the wall mounting plate. Once inserted, the mounting plate supports the weight of the speaker leaving the installer's hands free to complete the wiring and positioning process.



### STANDARD FEATURES:

- ▶ Infinite tilt adjustments thumb-wheel.
- ▶ Pan angle secured by clutch style lock.
- ▶ Mounts to walls studs or optional stud plate.
- ▶ Telescoping arm secures in three positions.
- ▶ Wall plate makes installation safe and quick.
- ▶ Adapts to 4 hole mounting patterns including 3-7/16 x 6-7/8 and 2-3/4 x 5 inch VESA pattern.

### OPTIONAL ACCESSORIES:

- ▶ WP-16 Wall Stud Adapter
- ▶ Safety Cable kits (See data sheets)
- ▶ Internal Backing Plate MM-120-BP

### SPECIFICATIONS:

**Materials:** Structural Steel Alloy

**Finish:** Powder Coat

**Tilt Adjustment:** 45 degrees

**Swivel Adjustments:** 180 degrees

**Color:** Black

**WLL:** 120 lbs. (45 Kg) max.

**Design Factor:** 5:1 ratio

**Net wgt:** 11 lbs. (5 Kg) each

**Shipping wgt:** 13 lbs. (5.9 Kg) each

**Pack Count:** 1 per carton

### PACKAGE CONTENTS:

**1 pc.** Speaker Adapt Assy

**1 pc.** Wall Mount

**1 pc.** Extension Tube

**1 pc.** Button Screw 3/8-16 X 2.5" Long

**2 pcs** Flat Washers, 3/8

**1 pc.** Nyloc Nut, 3/8-16

# MM-120

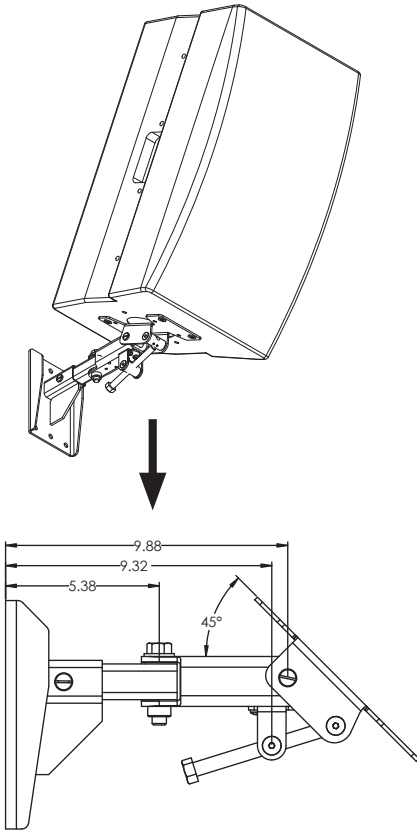
120 lb. WLL

## PAN & TILT BACK & REAR SPEAKER MOUNT

MULTIMOUNT®

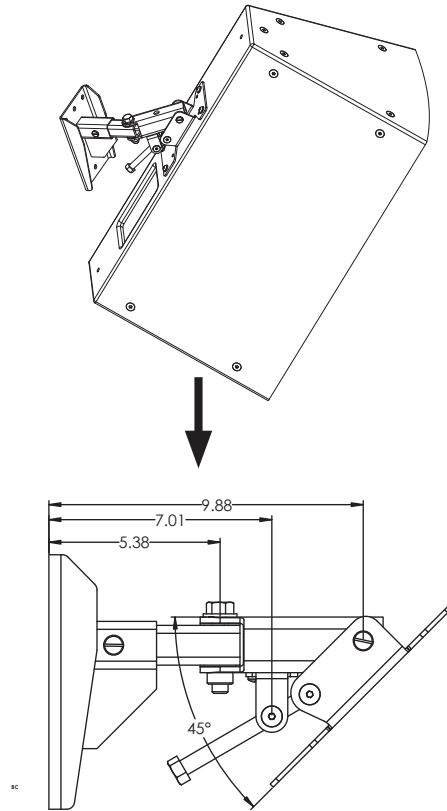
### DIMENSIONS:

Bottom Mounted



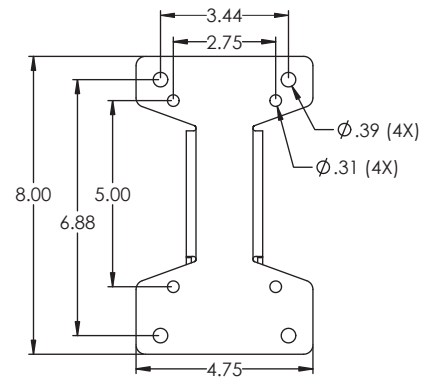
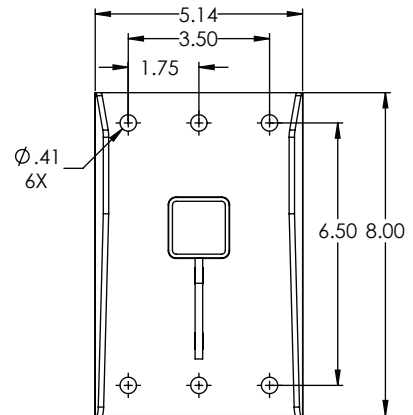
Side View  
horizontal to 45°

Back Mounted



Side View  
vertical to 45°

Wall Mount



Speaker Mount

